

Spanos (Alex G.) Elementary

Comprehensive Academic Report

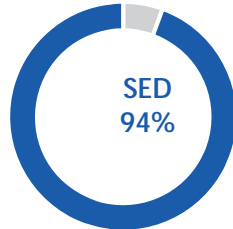
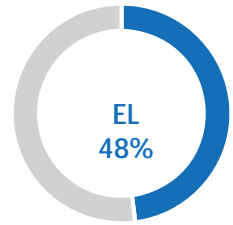
Stockton Unified School District

July 2018

Demographics

2017-2018

Enrollment		485
Race/Ethnicity		
American Indian		0%
African American		4%
Asian		2%
Filipino		1%
Hispanic		91%
Pacific Islander		0%
White		1%
Two or More		0%
Not Reported		0%

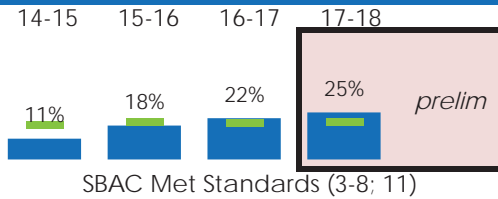


Legend ** Embargoed --- No Data * Data Suppressed
 Preliminary School District State
 N, % = School

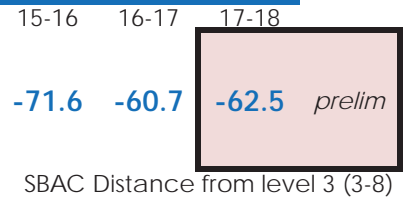
Student Learning

Mathematics

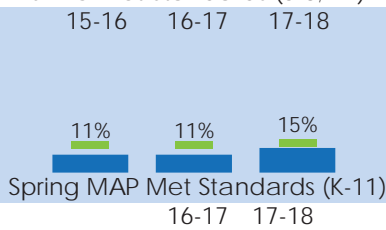
SBAC Met Standards



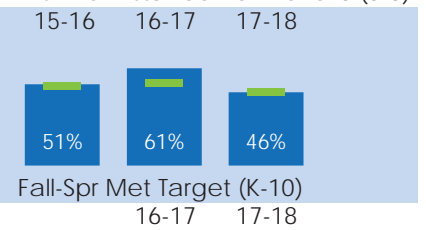
SBAC DF3



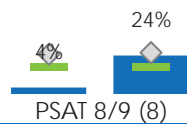
MAP Growth Met Standards



MAP Growth Met Target



PSAT 8/9 Benchmark

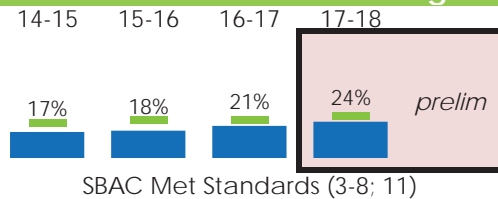


PSAT NMSQT Benchmark

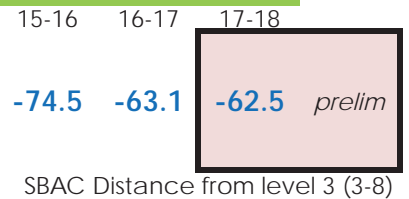


English Language Arts

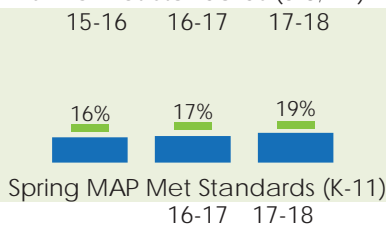
SBAC Met Standards



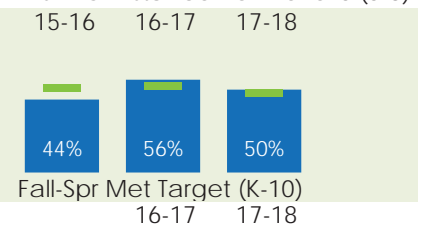
SBAC DF3



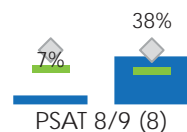
MAP Growth Met Standards



MAP Growth Met Target



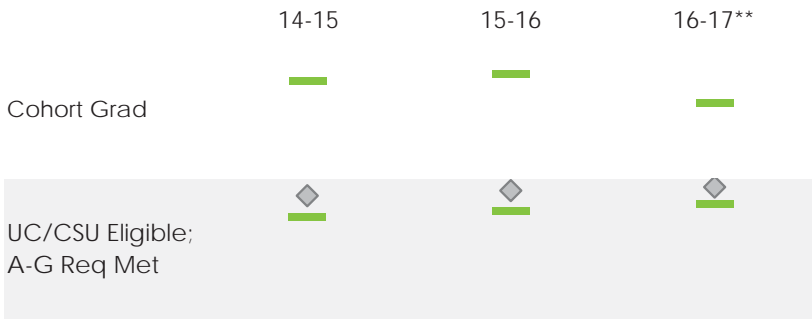
PSAT 8/9



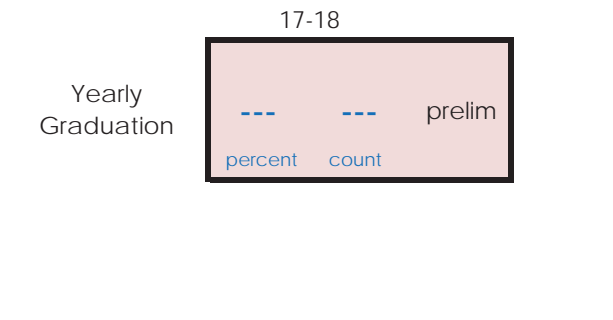
PSAT NMSQT



Cohort Graduation



Yearly Graduation



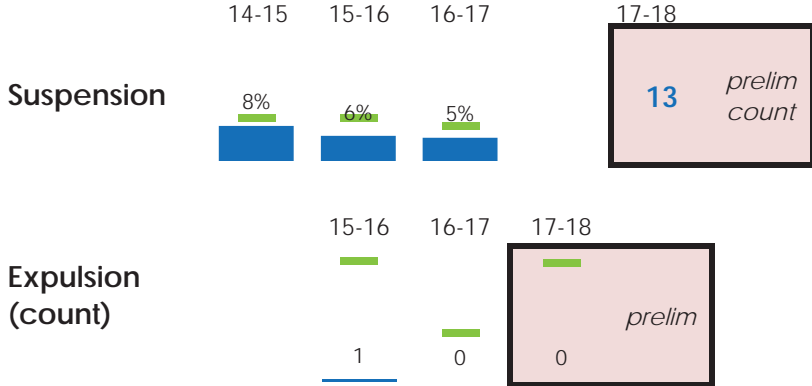
Advanced Placement

	Course Complete		Exams Taken		Exams Passed	
	School	SUSD	School	SUSD	School	SUSD
16-17	---	94%	---	84%	---	19%
17-18	---	94%	---	85%	---	16%

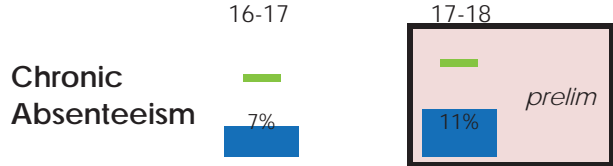
Earned Credits (Graduates)

	Spanos	Stockton USD
15-16	---	263
16-17	---	261
17-18	---	259

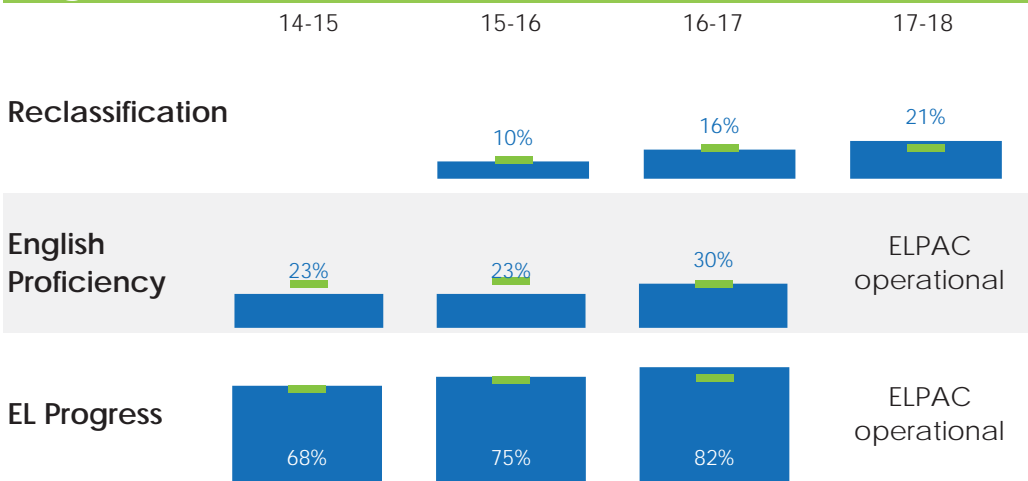
Discipline



Attendance



English Learners



Legend

- ** Embargoed
- No Data
- * Data Suppressed
- Preliminary
- School
- District
- State

N, % = School